

8 7 6 5 4 3 2 1

D

D

C

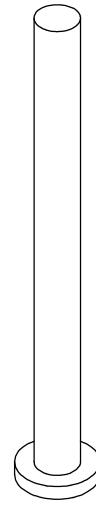
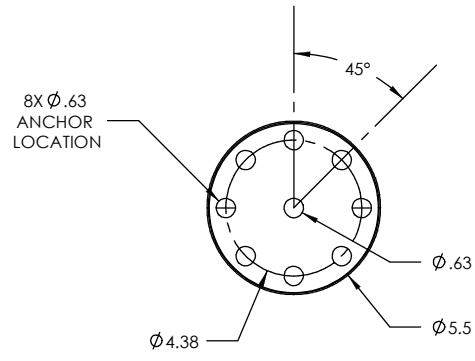
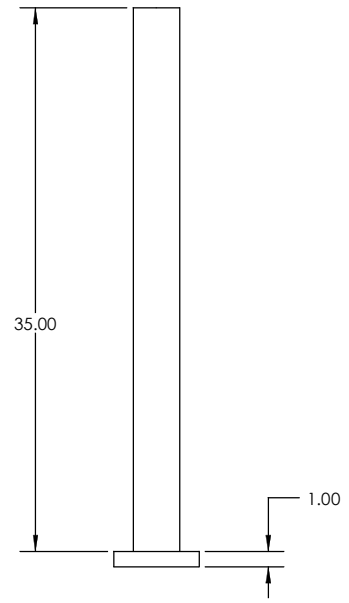
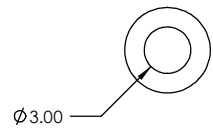
C

B

B

A

A



NOTES:
 1. ALL DIMENSIONS ARE APPROXIMATE.

8 7 6 5 4 3 2 1

DRAWN BY: G. FITCH

ALVARADO MFG.CO.INC.
 12660 COLONY STREET, CHINO, CA. 91710

PROPERTY NOTICE: NO USE WITHOUT PRIOR WRITTEN CONSENT

**C - POST - PLAN,
 ELEVATION, & FOOTPRINT**

SIZE B	NUMBER PEF-127	DATE 4/29/2010
SCALE: 1:8		UNLESS OTHERWISE SPECIFIED DIMENSIONS ARE IN INCHES
		SHEET 1 OF 1